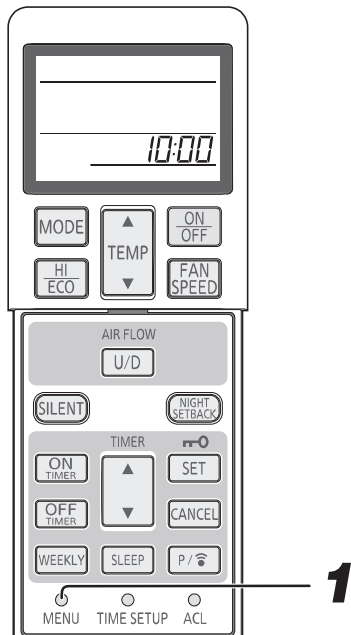
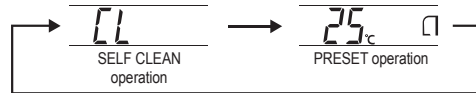


MENU function

- MENU function is used for setting SELF CLEAN operation and PRESET operation.

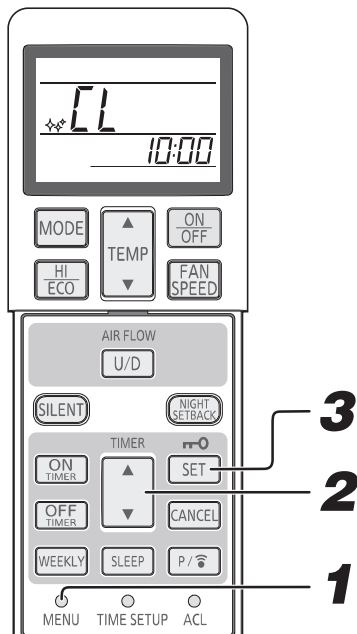


1 Every time the MENU switch is pressed with the tip of a ballpoint pen, etc., the display is switched in order of:



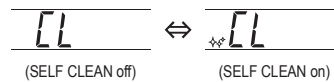
SELF CLEAN operation

- SELF CLEAN operation should be run after AUTO, COOL and DRY operation to remove the moisture from inside of the indoor unit and control the growth of mold and bacteria.



1 Select the SELF CLEAN operation by pressing the MENU switch.

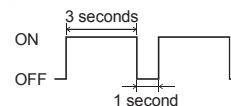
2 Select SELF CLEAN on by pressing "▲ or ▼ (TIMER)" button.



3 Press the SET button.

NOTE

- Two hours later, the air-conditioner stops SELF CLEAN operation automatically. To stop the air-conditioner immediately, press the ON/OFF button.
- SELF CLEAN operation is not operated after HEAT, FAN, OFF-TIMER and SLEEP operations have finished.
- The indoor unit fan runs for about two hours in SELF CLEAN operation.
- The RUN light illuminates during SELF CLEAN operation.



- Pressing the SLEEP button or NIGHT SETBACK button during SELF CLEAN operation cancels the SELF CLEAN operation and then the unit is set to SLEEP or NIGHT SETBACK operation.
- This is not a function for removing mold, germs or grime that have already adhered to the unit.